

MCX Stock Exchange Weekly Debt Market Update

July 29th – August 3rd, 2013

> Market Developments

- RBI sets cut-off yield of 8.8794 pc for 7-day cash management bills....[more](#)
- India's 10-Year bonds poised for first weekly gain in eight....[more](#)
- Inflation bond auction cancelled....[more](#)
- Quasi sovereign bonds through banks ruled out....[more](#)
- Indian bond yields rise; RBI says rupee to remain priority....[more](#)
- India aims to boost rupee with bond issues....[more](#)
- India's bond markets: Signs of stirring?....[more](#)

Cash Reserves Position of Scheduled Commercial Banks

Cash balances as on	Amount in Rs. Cr
23/07/13	280,482.00
30/07/13	324,339.00
% Change	15.64%

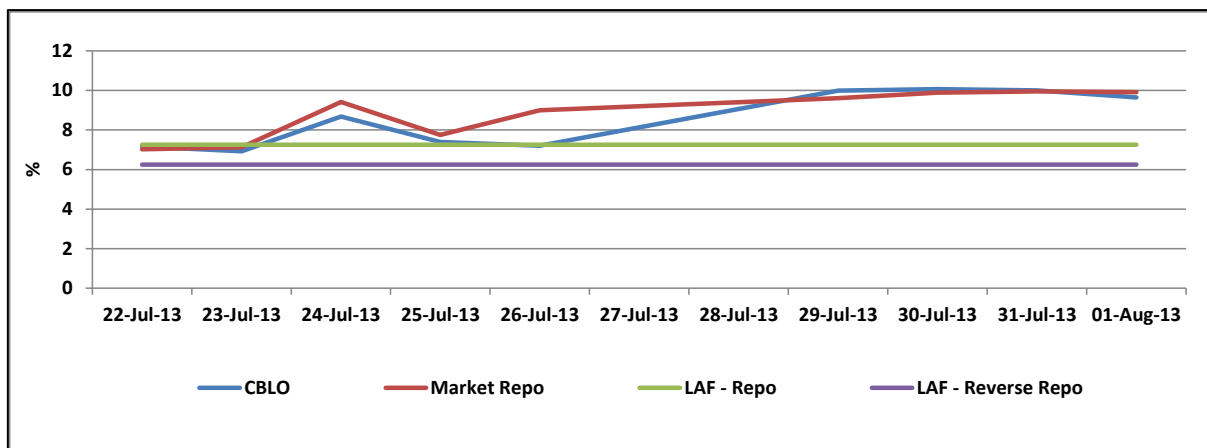
Source : RBI Website, latest data as on 02/08/2013

Movement of International Overnight Rate Benchmarks

Interbank rates	As on 26/07/13	As on 02/08/13	% Change
MIBOR	9.1471	9.9533	8.81%
GBP LIBOR	0.4781	0.4787	0.13%
Yen Libor	0.0807	0.0800	-0.88%
USD LIBOR	0.1187	0.1170	-1.44%

Source : Bloomberg

Weekly Money Market Snapshots



Source: RBI Website

Week Ending	Parameters	CBLO (overnight)	Market Repo (Overnight)	Cumulative Liquidity Adjustment Facility	
				Repo	Reverse Repo
(in Rs. Crs)					
27/07/13	Cumulative Amount	402,158	94,623	185,258	13,730
	ADT	67,026	15,771	30,876	2,288
02/08/13	Cumulative Amount	349,527	91,325	149,951	1,160
	ADT	87,382	22,831	37,488	290
% Change		30%	45%	21%	-87%

ADT: Average Daily Turnover

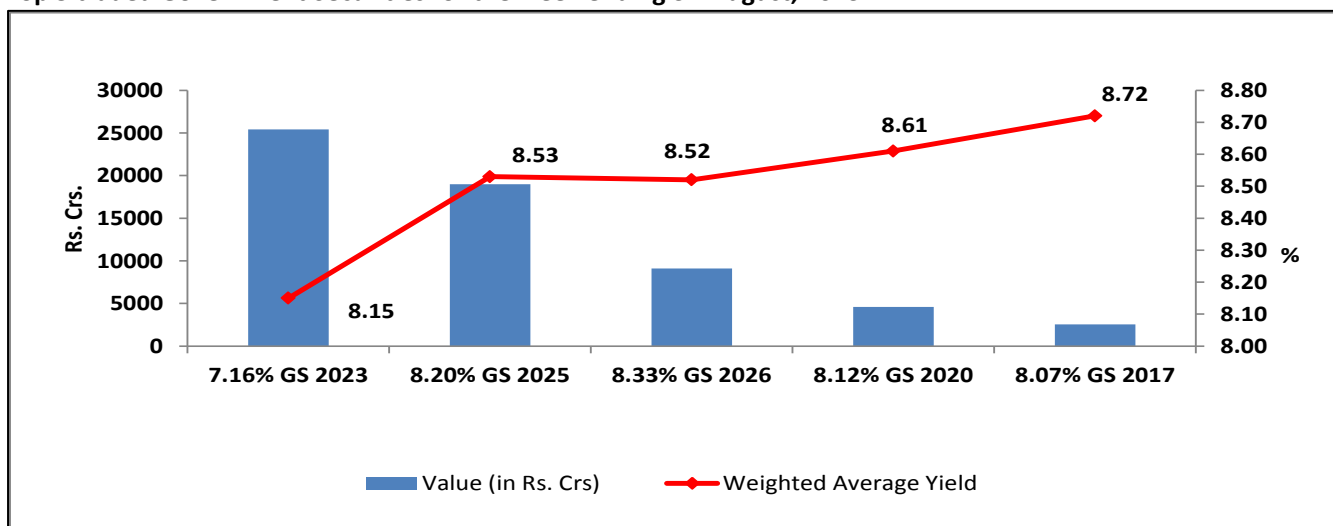
Source : RBI Website, data available

➤ Turnover : Corporate Bonds , Certificate of Deposits & Commercial Paper

Week Ending on (Amt in Crs)	Parameters	CB's*		CD's		CP's		Total	
		No. of Trades	Value	No. of Trades	Value	No. of Trades	Value	No. of Trades	Value
26/07/13	Cumulative	1,777	22,024	578	27,085	194	10,654	2,549	59,763
	ADT	355	4,405	116	5,417	39	2,131	510	11,953
02/08/13	Cumulative	1,163	18,511	580	24,381	280	15,637	2,023	58,529
	ADT	291	4,628	116	4,876	56	3,127	463	12,631
% Change		-35%	-16%	0.35%	-10%	44%	47%	-21%	-2%

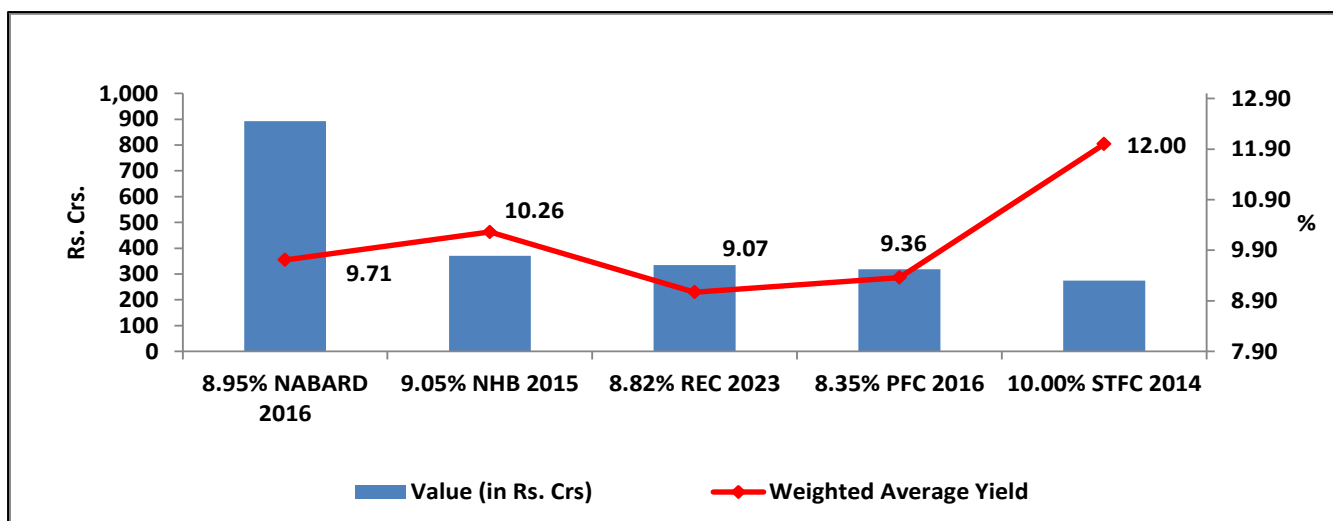
*CB's data available till 01/08/13 Source : FIMMDA Website, SEBI Website

Top 5 traded Government Securities for the week ending 3rd August, 2013



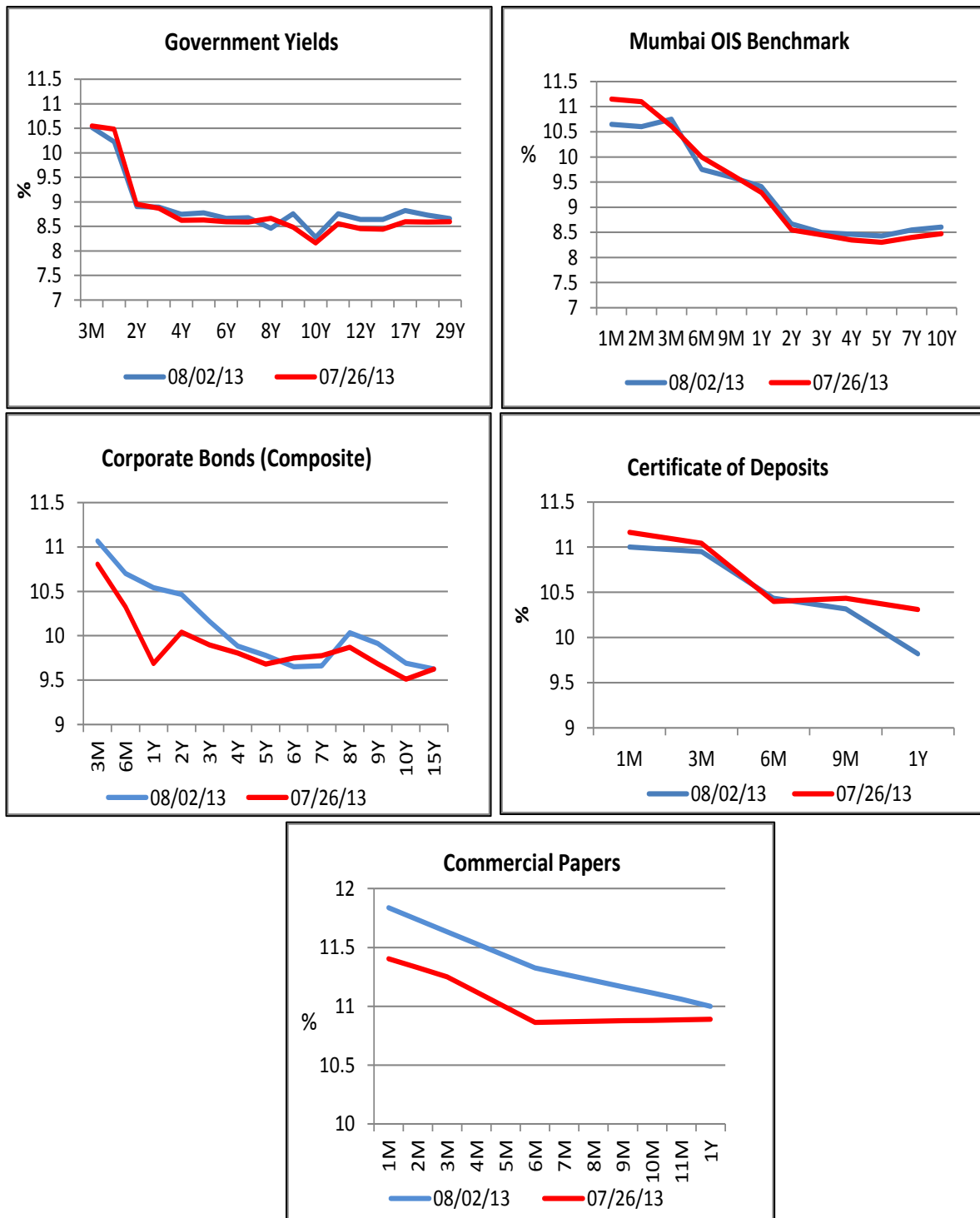
Source: CCIL

Top 5 traded Corporate Bonds for the week ending 3rd August, 2013



Source: FIMMDA

➤ **Benchmark Rates: A week - on - week comparison**



Source: Bloomberg

Now, access the "Weekly Debt Market Update" from your smartphone. Follow us on



Exchange Square, Suren Road, Andheri (East), Mumbai 400 093
 Tel.: +91-22-6731 9000 | Fax: +91-22-6731 9004 | Website: www.mcx-sx.com



Disclaimer: This newsletter is meant for information purposes only and does not constitute any opinion or guidelines or recommendation on any course of action to be followed by the reader(s). It is not intended to be used as trading advice by anybody and should not in any way be treated as a recommendation to trade. The information contained in this newsletter does not constitute or form part of and should not be construed as, any offer for purchase or sale of any foreign currency or their derivatives. While the information in the newsletter has been compiled from sources believed to be reliable and in good faith, readers may note that the contents thereof including text, graphics, links or other items are provided without warranties of any kind. MCX Stock Exchange Ltd (MCX-SX) expressly disclaims any warranty as to the accuracy, correctness, reliability, timeliness, merchantability or fitness for any particular purpose, of this newsletter. MCX-SX shall also not be liable for any damage or loss of any kind, howsoever caused as a result (direct or indirect) of the use of the information or data contained in this newsletter. Any alteration, transmission, photocopied distribution in part or in whole or reproduction of any form of this newsletter or any part thereof without prior consent of MCX-SX is prohibited.